

Image Retrieval using Texture Features extracted from GLCM, LBG and KPE

Dr. H.B.Kekre, Sudeep D. Thepade, Tanuja K. Sarode and Vashali Suryawanshi

Abstract—In this paper a novel method for image retrieval based on texture feature extraction using Vector Quantization (VQ) is proposed. We have used Linde-Buzo-Gray (LBG) and Kekre's Proportionate Error (KPE) algorithms for texture feature extraction. The image is first divided into pixel blocks of size 2X2, each pixel with red, green and blue component. A training vector of dimensions 12 is created using this block. Collection of such training vectors is a training set. To generate the texture feature vector (size of codebook 16X12) of the image, popular LBG and KPE algorithms are applied on the initial training set. Results are compared with the Gray Level Co-occurrence Matrix (GLCM) method. The proposed method requires 89.10% less computations compared to the GLCM method. The LBG and KPE based image retrieval techniques give higher precision and recall values than GLCM based method, which concludes that the proposed techniques give better texture feature discrimination capability than GLCM.

Index Terms—CBIR, Vector Quantization, GLCM, LBG, KPE.

I. INTRODUCTION

More and more images are being readily available to professional and amateur users because of astonishing advancements in color imaging technologies. The large numbers of image collections, available from a variety of sources (digital camera, digital video, scanner, the internet etc.) have posed increasing technical challenges to computer systems to store/transmit and index/manage image data effectively to make such collections easily available. The storage and transmission challenge is tackled by image compressions which have been studied for more than 30 years and significantly advancements have been made [1]. The challenge to image indexing/management is studied in the context of image database [2, 3], which has also been actively researched by researchers from a wide range of

Manuscript received December 05,2009

Dr.H.B.Kekre is Sr.Professor with Mukesh Patel School of Technology Management and Engineering, SVKM's NMIMS University, Mumbai-56, INDIA (phone: 91-9323557897; fax: 91-022-26717779; e-mail: hbkekre@yahoo.com).

Sudeep D. Thepade. is Ph.D. Research Scholar and Assistant Professor, with Mukesh Patel School of Technology Management and Engineering, SVKM's NMIMS University, Mumbai-56, INDIA. (phone:91-9766258833; fax: 91-022-26717779; e-mail:sudeepthepade@gmail.com)

Tanuja K.Sarode is Ph.D. Research Scholar with Mukesh Patel School of Technology Management and Engineering, SVKM's NMIMS University, Mumbai-56, INDIA. Assistant Professor, Thadomal Shahani Engineering College, Bandra(w), Mumbai, INDIA. (phone: 91-9820122805; e-mail: tanuja_0123@yahoo.com).

Vaishali Suryawanshi is Lecturer with Thadomal Shahani Engineering College, Bandra(w), Mumbai, INDIA. (phone: 91-9869207848; e-mail: vaishali.surya@gmail.com).

disciplines including those from computer vision, image processing and traditional database areas for over a decade.

A wide range of possible applications for CBIR technology has been identified. Some of these are art galleries, museums, archaeology [4,5], architecture/engineering design [6], geographic information systems [2], weather forecast [7], medical imaging [7], trademark databases [8], criminal investigations [9], image search on the Internet (very general image content) [10].

The earliest use of the term content-based image retrieval in the literature seems to have been by Kato et.al.[11], to describe his experiments into automatic retrieval of images from a database by color and shape feature. The term has since been widely used to describe the process of retrieving desired images from a large collection on the basis of features (such as colors, texture and shape) that can be automatically extracted from the images themselves. The typical CBIR system performs two major tasks [3,12]. The first one is feature extraction (FE), where a set of features, called image signature or feature vector, is generated to accurately represent the content of each image in the database. A feature vector is much smaller in size than the original image, typically of the order of hundreds of elements (rather than millions). The second task is similarity measurement (SM), where a distance between the query image and each image in the database using their signatures is computed so that the top "closest" images can be retrieved [3,12].

For feature extraction in content based image retrieval there are mainly two approaches [5] feature extraction in spatial domain and feature extraction in transform domain [47]. The feature extraction in spatial domain includes the CBIR techniques based on histograms [5], BTC [2, 3, 14], VQ [13,15,43]. The transform domain methods are widely used in image compression, as they give high energy compaction in transformed image. So it is obvious to use images in transformed domain for feature extraction in CBIR [16, 17]. Transform domain results in energy compaction in few elements, so large number of the coefficients of transformed image can be neglected to reduce the size of feature vector.

In section II texture feature extraction using GLCM is explained. Section III deals with feature extraction using VQ algorithms. Results and discussion are given in section IV and conclusions are presented in section V.

II. TEXTURE FEATURE EXTRACTION

A variety of techniques have been used for measuring texture such as co-occurrence matrix, Fractals, Gabor filters, variations of wavelet transform [21]. Further techniques have also been developed for describing the local patterns using

texture spectrum [20], for characterization of texture using a composition of edge information and co-occurrence matrix properties [19]. The identification of specific textures in an image is achieved primarily by modeling texture as a two-dimensional gray level variation [21]. This two dimensional array is called as Gray Level Co-occurrence Matrix (GLCM).

Normalized probability density $P_{\delta}(i,j)$ of the co-occurrence matrices can be defined as follows.

$$P_{\delta}(i,j) = \frac{\#\{(x,y),(x+d,y+d) \in S \mid f(x,y)=i, f(x+d,y+d)=j\}}{\#S} \quad (1)$$

Where,

$x, y = 0, 1, \dots, N-1$ are co-ordinates of the pixel

$i, j = 0, 1, \dots, L-1$ are the gray levels

S is set of pixel pairs which have certain relationship in the image.

$\#S$ is the number of elements in S .

$P_{\delta}(i,j)$ is the probability density that the first pixel has intensity value i and the second j , which separated by distance $\delta=(dx, dy)$.

The GLCM is computed in four directions for $\delta=0^{\circ}$, $\delta=45^{\circ}$, $\delta=90^{\circ}$, $\delta=135^{\circ}$. Based on the GLCM four statistical parameters energy, contrast, entropy and correlation are computed. Finally a feature vector is computed using the means and variances of all the parameters [18].

The steps for extracting texture features of image using GLCM can be given as below.

- 1) Separate the R,G,B planes of image.
- 2) Repeat steps 3-6 for each plane.
- 3) Compute four GLCM matrices (directions for $\delta=0^{\circ}$, $\delta=45^{\circ}$, $\delta=90^{\circ}$, $\delta=135^{\circ}$) as given by eq. (1)
- 4) For each GLCM matrix compute the statistical features Energy(Angular second moment), Entropy(ENT), Correlation(COR), Contrast(CON) [18,22] as follows where $P(i,j)$ is probability density.

Energy: (Angular Second Moment (ASM))

$$ASM = \sum \sum P^2(i, j) \quad (2)$$

Energy measures textural uniformity (i.e. pixel pairs repetitions).

Contrast (CON):

$$CON = \sum \sum (i-j)^2 P(i, j) \quad (3)$$

Contrast indicates the variance of the gray level .

Entropy (ENT)

$$ENT = - \sum \sum P(i, j) \log[P(i, j)] \quad (4)$$

This parameter measures the disorder of the image. For texturally uniform image, entropy is small.

Correlation: (COR)

$$COR = \frac{\sum \sum ijP(i-j) - \mu_x \mu_y}{\sigma_x \sigma_y} \quad (5)$$

Where $\mu_x, \mu_y, \sigma_x, \sigma_y$ are the means and standard deviations of P_x and P_y respectively.

P_x is the sum of each row in co-occurrence matrix

P_y is the sum of each column in the co-occurrence matrix.

Thus we obtained

| ASM0 | ENT0 | COR0 | CON0 |
|---------|---------|--------|--------|
| ASM 45 | ENT 45 | COR45 | CON45 |
| ASM 90 | ENT 90 | COR90 | CON90 |
| ASM 135 | ENT 135 | COR135 | CON135 |

- 5) Compute the feature vector using the means and variances of all the parameters.

Thus, the feature vector $f = \{\mu_{ASM}, \mu_{ENT}, \mu_{COR}, \mu_{CON}, \sigma_{ASM}, \sigma_{ENT}, \sigma_{COR}, \sigma_{CON}\}$ Where μ is mean and σ is variance of the parameters.

III. VECTOR QUANTIZATION

Vector Quantization (VQ) [23-31] is an efficient technique for data compression and has been successfully used in various applications such as index compression [32, 33]. VQ has been very popular in a variety of research fields such as

speech recognition and face detection [34, 35]. VQ is also used in real time applications such as real time video-based event detection [36] and anomaly intrusion detection systems [37], image segmentation [38-41], speech data compression [42], content based image retrieval CBIR [43] and face recognition [44].

Vector Quantization (VQ) techniques employ the process of clustering. Various VQ algorithms differ from one another on the basis of the approach employed for cluster formations. VQ is a technique in which a codebook is generated for each image. A codebook is a representation of the entire image containing a definite pixel pattern [23] which is computed according to a specific VQ algorithm. The image is divided into fixed sized blocks [23] that form the training vector. The generation of the training vector is the first step to cluster formation. Vector Quantization VQ can be defined as a mapping function that maps k -dimensional vector space to a finite set $CB = \{C_1, C_2, C_3, \dots, C_N\}$. The set CB is called codebook consisting of N number of code vectors and each code vector $C_i = \{c_{i1}, c_{i2}, c_{i3}, \dots, c_{ik}\}$ is of dimension k . The key to VQ is the good codebook. Codebook can be generated in spatial/transform domain by clustering algorithms [23-31]. The method most commonly used to generate codebook is the Linde-Buzo-Gray (LBG) algorithm which is also called as Generalized Lloyd Algorithm (GLA) [15, 16].

In this paper, we carry out CBIR using LBG and KPE.

A. LBG Clustering Algorithm

For the purpose of explaining this algorithm, we are considering two dimensional vector space as shown in Figure.3. In this figure each point represents two consecutive pixels dividing image into blocks of dimension 1×2 . In this algorithm centroid is computed as the first codevector C_1 for the training set. In Fig. 3 two vectors v_1 & v_2 are generated by adding constant error to the codevector. Euclidean distances of all the training vectors are computed with vectors v_1 & v_2

and two clusters are formed based on nearest of v_1 or v_2 . Procedure is repeated for these two clusters to generate four new clusters. This procedure is repeated for every new cluster until the required size of codebook is reached or specified MSE is reached. The drawback of this algorithm is that the cluster elongation is $+135^\circ$ to horizontal axis in two dimensional case. This results in inefficient clustering. This drawback is addressed by KPE Algorithm [25].

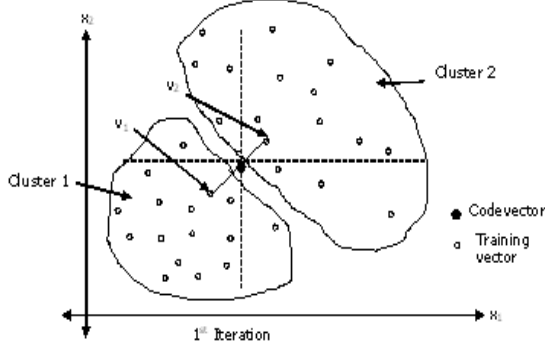


Figure 1. LBG for 2 dimensional case

B. Kekre's Proportionate Error Algorithm (KPE)

In this algorithm a proportionate error is added to the centroid to generate two vectors v_1 & v_2 . The error ratio is decided by magnitude of coordinates of the centroid. Hereafter the procedure is same as that of LBG. In this algorithm while adding proportionate error a safe guard is introduced so that neither v_1 nor v_2 go beyond the training vector space. This overcomes the disadvantage of the LBG of inefficient clustering. Next we discuss proposed CBIR technique for feature extraction.

C. Proposed CBIR Technique for Feature Extraction

Here the feature vector space has 16×12 number of elements. This is obtained using following steps of Kekre's Proportionate error (KPE) algorithm

- 1) Image is divided into the non-overlapping windows of size 2×2 pixels (each pixel consisting of red, green and blue components).
- 2) These are put in a row to get 12 coordinates per vector. Collection of these vectors is a training set (initial cluster).
- 3) Compute centroid (codevector) of the cluster
- 4) Split the cluster using LBG/KPE.
- 5) Repeat the 3, 4 till we obtain codebook of size 16.

The codebook is stored as the feature vector for the image. Thus the feature vector database is generated. Squared Euclidian distance (ED) is used as similarity measure as given in eq. (6)

$$SED = \sum_{i=1}^n (v_{pi} - v_{qi})^2 \quad (6)$$

where, V_{pi} and V_{qi} are the feature vectors of the image P and Query image Q respectively with size n.

IV. RESULTS

Vector quantization is used for CBIR, as texture is one of the important aspects to represent image contents. A block of

2×2 color pixels is considered for vector thereby making the training vector dimension equal to 12. The method is implemented in Matlab 7.0 on Intel Core 2 Duo Processor T8100, 2.1 GHz, 2 GB RAM machine to obtain results. Our database consists of total 7200 images of size $128 \times 128 \times 3$. There are 100 different categories consisting of 72 images in each categories To test the proposed method, from every class five query images are selected randomly. So in all 500 query images are used.

To check the performance of proposed technique we have used precision and recall. The standard definitions of these two measures are given by following equations.

$$\text{Precision} = \frac{\text{Number_of_relevant_images_retrieved}}{\text{Total_number_of_images_retrieved}} \quad (7)$$

$$\text{Recall} = \frac{\text{Number_of_relevant_images_retrieved}}{\text{Total_number_of_relevant_images_in_database}} \quad (8)$$

Fig.2. Shows a sample database of 100 images by randomly selecting one image from each category. The database has 100 categories, for a total of 7200 images. The image database used in the experiments is the subset of Columbia Object Image Library (COIL-100) [45]. Each object was rotated in 72 different poses with variation of 5 degrees, resulting in 72 images per object in the database.

Fig.3. Shows Results of object category 52. Note that the database contains total 72 mages. For the query image as shown in Fig. 3 for 72 retrieved images the total relevant images obtained are all 72.



Fig. 2. Sample database consisting of 7200 Images, the database has 100 categories, 72 images in each category.


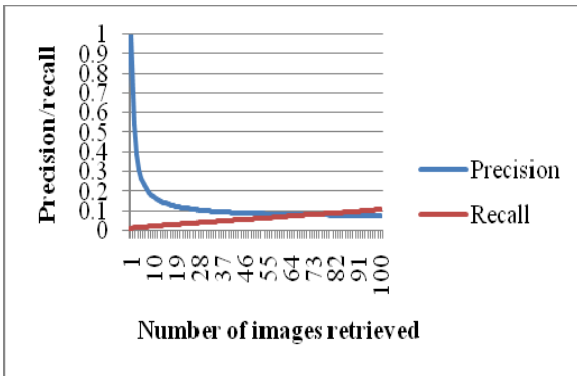
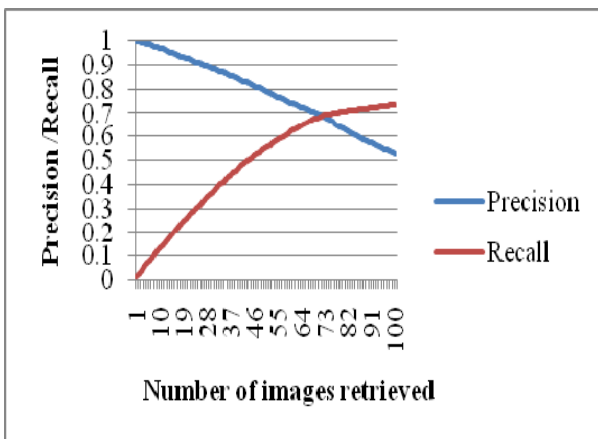


Fig.3. Results of Object category 52 query image.

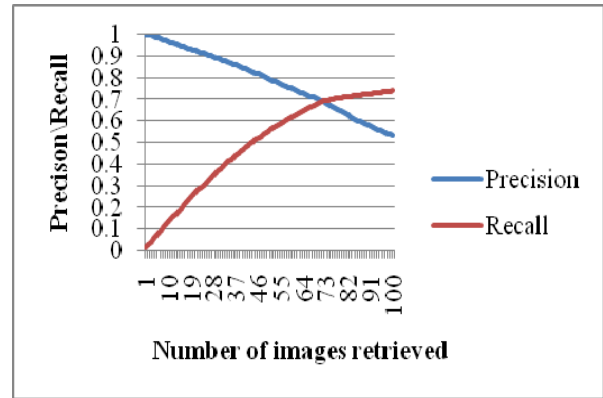
Fig 4. Shows net Average Precision/Recall Vs Number of retrieved images for all categories obtained using GLCM on color images with ED as similarity measure, GLCM on color images with MD as similarity measure, LBG and KPE.



4.a. Plot of Precision/Recall Vs Number of images retrieved using GLCM on color images with ED as similarity measure crossover point obtained is 8.16%



4.b. Plot of Precision/Recall Vs Number of images retrieved using LBG on color images Cross crossover point obtained is 69.07%



4.c. Plot of Precision/Recall Vs Number of images retrieved using KPE on color images Cross crossover point obtained is 69.36%

Fig 4. Net Average Precision/Recall Vs Number of retrieved images for all categories obtained using GLCM on color images, LBG and KPE.

Fig. 4.a shows net average precision/ recall for GLCM on color images with ED as similarity measure, while Fig. 4.b-c gives the same for the proposed method using LBG and KPE respectively. The precision and recall values of proposed CBIR technique are higher than that of applying GLCM. The crossover point of precision and recall obtained for proposed technique is 69.36% for KPE, 69.07 for LBG which is much greater than the 8.16% for GLCM. Note that the database contains total 72 images. For the query image as shown in Fig. 3 for 72 retrieved images the total relevant images are 55.

A. Complexity Analysis

Let M be the total number of training vectors, k be the vector dimension, N be the codebook size, 1 CPU unit is required for addition of 8 bit numbers, 1 CPU unit for comparison. For multiplication of two 8 bits number 8 CPU units are required. To compute one squared Euclidian distance (ED) of k dimensional vector we require k multiplications and $2k-1$ additions hence $8k + 2k - 1$ CPU units.

TABLE I. COMPARISON OF LBG, AND KPE ALGORITHM WITH RESPECT TO TOTAL NUMBER OF COMPARISONS, TOTAL NUMBER OF ED COMPUTATIONS AND TOTAL CPU UNITS REQUIRED.

| Complexity Parameters | LBG | KPE |
|-----------------------|-----------------------|-----------------------|
| Total Comparisons | $2M \log_2 N$ | $2M \log_2 N$ |
| Total No. of ED | $2M \log_2 N$ | $2M \log_2 N$ |
| Total CPU units | $4M \log_2 N (10k-1)$ | $4M \log_2 N (10k-1)$ |

Computational Complexity for one GLCM.

Let L number of gray levels.

Number of Multiplications for ASM = L^2

Number of Additions for ASM = $L(L-1)$

Number of Multiplications for CON = $2L^2$

Number of Additions for CON = $2L(L-1)$

Number of Multiplications for ENT = L^2

Number of Additions for ENT = $L(L-1)$

Number of Multiplications for COR = $6L^2$

Number of Additions for COR = $7L(L-1)$

Total No.of Multiplications for all 3color planes= $3*10L^2$

Total Number of Additions for all 3 color planes
= $3*11L(L-1)$

Total CPU units = $8*3*10L^2 + 3*11L(L-1)$

Hence Total CPU units for all four GLCM =
 $4*[8*3*10L^2 + 3*11L(L-1)]$

TABLE II. TOTAL CPU UNITS REQUIRED FOR LBG, KPE, KFCG AND DCT FOR P, Q=128, M=4096, N=16 AND K = 12

| Complexity Parameters | LBG | KPE | GLCM |
|-----------------------|-------------|-------------|--------------|
| Total CPU Units | 779878 4 | 779878 4 | 7153152 0 |

From the Table II it is observed that GLCM method requires 9.17 times more computations as that of LBG/ KPE.

V. CONCLUSION

Despite technological advances in image generation and storage, the expertise and techniques for effective image retrieval still lack maturity. In this paper a novel method for image retrieval based on VQ for texture feature extraction is proposed. We have used LBG and KPE algorithms for texture feature extraction. Proposed CBIR method is 9 times faster than the GLCM method and requires 89.10% less computations as compared to that of GLCM method. The precision and recall values in proposed image retrieval techniques are much higher as compared to conventional GLCM based CBIR. In LBG and KPE, KPE performs marginally better than LBG in terms of slightly higher precision and recall values.

So the Image retrieval using texture features extracted from VQ using LBG and VQ using KPE are better and faster than CBIR using texture features of GLCM.

REFERENCES

- [1] Qiu, "Color Image Indexing Using BTC", IEEE Transactions on Image Processing, Volume 12, Number 1, pp.93-101, January 2003.
- [2] H.B.Kekre, Sudeep D. Thepade, "Boosting Block Truncation Coding using Kekre's LUV Color Space for Image Retrieval", WASET Int. Journal of Electrical, Computer and System Engineering (IJECE), Vol.2, No.3, pp. 172-180, Summer 2008. Available online at <http://www.waset.org/ijecse/v2/v2-3-23.pdf>
- [3] H.B.Kekre, Sudeep D. Thepade, "Image Retrieval using Augmented Block Truncation Coding Techniques", ACM Int. Conference on Advances in Computing, Comm. and Control (ICAC3-2009), pp. 384-390, 23-24 Jan 2009, Fr. CRCE, Mumbai. Is uploaded at ACM portal.
- [4] M. Flickner, H. Sawhney, W. Niblack, J. Ashley, Q. Huang, B. Dom, M. Gorkani, Hafner, D. Lee, D. Petkovic, D. Steele, P. Yanker., "Query by image and video content: the QBIC system", IEEE Computer, Volume 28, Number 9, pp 23-32, 1995.
- [5] H.B.Kekre, Sudeep D. Thepade, "Scaling Invariant Fusion of Image Pieces in Panorama Making and Novel Image Blending Technique", International Journal on Imaging (IJI), www.ceser.res.in/iji.html, Volume 1, No. A08, pp. 31-46, Autumn 2008.
- [6] S. Aksoy and R. M. Haralick, "Probabilistic vs. geometric similarity measures for image retrieval", In IEEE Conference on Computer Vision and Pattern Recognition (CVPR), volume 2, pages 357-362, Hilton Head Island, SC, June 2000.
- [7] J. P. Eakins, J. M. Boardman, and M. E. Graham, "Trademark image retrieval by shape similarity", IEEE Multimedia, Volume 5, Number-2, pp 53-63, 1998.

- [8] M. La Cascia, S. Sethi, S. Sclaroff. "Combining textual and visual cues for content-based image retrieval on the world wide web", In IEEE Workshop on Content-based Access of Image and Video Libraries, pp 24-28, Santa Barbara, CA, June 1998.
- [9] H. Schulz-Mirbach, "Constructing invariant features by averaging techniques", In IAPR International Conference on Pattern Recognition (ICPR), Volume 2, pp 387-390, Jerusalem, Israel, October 1994.
- [10] C. Carson, M. Thomas, S. Belongie, J. M. Hellerstein, and J. Malik, "Blobworld: a system for region-based image indexing and retrieval", In D. P. Huijsmans and A. W. M. Smeulders, editors, Visual Information and Information Systems (VISUAL), LNCS 1614, pages 509-516, Amsterdam, The Netherlands, June 1999.
- [11] Hirata K. and Kato T. "Query by visual example - content-based image retrieval", In Proc. of Third International Conference on Extending Database Technology, EDBT'92, 1992, pp 56-71
- [12] H.B.Kekre, Sudeep D. Thepade, "Rendering Futuristic Image Retrieval System", National Conference on Enhancements in Computer, Communication and Information Technology, EC2IT-2009, 20-21 Mar 2009, K.J.Somaiya College of Engineering, Vidyavihar, Mumbai-77.
- [13] B.G.Prasad, K.K. Biswas, and S. K. Gupta, "Region -based image retrieval using integrated color, shape, and location index", International Journal on Computer Vision and Image Understanding Special Issue: Colour for Image Indexing and Retrieval, Volume 94, Issues 1-3, April-June 2004, pp.193-233.
- [14] H.B.Kekre, Sudeep D. Thepade, "Color Based Image Retrieval using Amendment Block Truncation Coding with YCbCr Color Space", International Journal on Imaging (IJI), Vol 2, No A09, Autumn 2009, pp. 2-14. Available online at www.ceser.res.in/iji.html.
- [15] H.B.Kekre, Tanuja Sarode, Sudeep D. Thepade, "Color-Texture Feature based Image Retrieval using DCT applied on Kekre's Median Codebook", International Journal on Imaging (IJI), Vol 2, No. A09, Autumn 2009, pp. 55-65. Available online at www.ceser.res.in/iji.html.
- [16] H.B.Kekre, Sudeep D. Thepade, "Image Retrieval using Non-Involutorial Orthogonal Kekre's Transform", International Journal of Multidisciplinary Research and Advances in Engineering (IJMRAE), Ascent Publication House, 2009, Volume 1, No. 1, 2009.
- [17] H.B.Kekre, Sudeep D. Thepade, "Improving the Performance of Image Retrieval using Partial Coefficients of Transformed Image", International Journal of Information Retrieval, Serials Publications, Volume 2, Issue 1, 2009, pp. 72-79 (ISSN: 0974-6285).
- [18] Xiaoyi Song, Yongjie Li, Wufan Chen, "A Textural Feature Based Image Retrieval Algorithm", in Proc. of 4th International conference on Natural Computation, Oct. 2008.
- [19] Jing Zhang, Gui-li Li, Seok-wum He, "Texture-Based Image Retrieval By Edge Detection Matching GLCM", in Proc. of 10th Int. conference on High Performance Computing and Communications, Sept. 2008.
- [20] K Jalja, C.Bhagvati, B.L. Deekshatulu, A. K. Pujari, "Texture Element Feature Characterizations for CBIR", in Proc. of Geoscience and Remote Sensing Symposium (IGARSS '05), Vol. 2, July 2005.
- [21] S. K. Saha, A.K. Das, Bhabatosh Chanda, "CBIR using Perception based Texture and Color Measures", in Proc. of 17th International Conference on Pattern Recognition (ICPR'04), Vol. 2, Aug 2004.
- [22] Andrea Baraldi, Flavio Parmiggiani, "An Investigation of Textural Characteristics Associated with Gray Level Cooccurrence Matrix Statistical parameters," IEEE Trans. On Geoscience and Remote Sensing, vol. 33, no. 2, COM-28, March 1995.
- [23] R. M. Gray, "Vector quantization", IEEE ASSP Mag., pp.: 4-29, Apr. 1984.
- [24] Y. Linde, A. Buzo, and R. M. Gray, "An algorithm for vector quantizer design," IEEE Trans. Commun., vol. COM-28, no. 1, pp.: 84-95, 1980.
- [25] H.B.Kekre, Tanuja K. Sarode, "New Fast Improved Clustering Algorithm for Codebook Generation for Vector Quantization", Int. Conf. on Engineering Technologies and Applications in Engineering, Technology and Sciences, Computer Science Department, Saurashtra University, Rajkot, Gujarat. (India), 13th - 14th January 2008.
- [26] H. B. Kekre, Tanuja K. Sarode, "New Fast Improved Codebook Generation Algorithm for Color Images using Vector Quantization," Int. Journal of Engg. & Tech., vol.1, No.1, pp.: 67-77, September 2008.
- [27] H. B. Kekre, Tanuja K. Sarode, "Fast Codebook Generation Algorithm for Color Images using Vector Quantization," Int. Journal of Computer Science and Info. Technology, Vol. 1, No. 1, pp.: 7-12, Jan 2009.
- [28] H. B. Kekre, Tanuja K. Sarode, "An Efficient Fast Algorithm to Generate Codebook for Vector Quantization," First International Conference on Emerging Trends in Engineering and Technology, ICETET-2008, held at Raison College of Engineering, Nagpur, India, pp.: 62- 67, 16-18 July 2008. Available at IEEE Xplore.

- [29] H. B. Kekre, Tanuja K. Sarode, "Fast Codebook Generation Algorithm for Color Images using Vector Quantization," Int. Journal of Computer Science and Info. Technology, Vol. 1, No. 1, pp.: 7-12, Jan 2009.
- [30] H. B. Kekre, Tanuja K. Sarode, "Fast Codevector Search Algorithm for 3-D Vector Quantized Codebook", WASET International Journal of cal Computer Information Science and Engineering (IJCISE), Volume 2, No. 4, pp.: 235-239, Fall 2008. Available: <http://www.waset.org/ijcise>.
- [31] H. B. Kekre, Tanuja K. Sarode, "Fast Codebook Search Algorithm for Vector Quantization using Sorting Technique", ACM International Conference on Advances in Computing, Communication and Control (ICAC3-2009), pp: 317-325, 23-24 Jan 2009, Fr. Conceicao Rodrigous College of Engg., Mumbai. Available on ACM portal.
- [32] Jim Z.C. Lai, Yi-Ching Liaw, and Julie Liu, "A fast VQ codebook generation algorithm using codeword displacement", Pattern Recogn. vol. 41, no. 1, pp.: 315-319, 2008.
- [33] C.H. Hsieh, J.C. Tsai, Lossless compression of VQ index with search order coding, IEEE Trans. Image Process. vol. 5, No. 11, pp.: 1579-1582, 1996.
- [34] Chin-Chen Chang, Wen-Chuan Wu, "Fast Planar-Oriented Ripple Search Algorithm for Hyperspace VQ Codebook", IEEE Transaction on image processing, vol 16, no. 6, pp.: 1538-1547, June 2007.
- [35] Garcia and G. Tziritas, "Face detection using quantized skin color regions merging and wavelet packet analysis," IEEE Trans. Multimedia, vol. 1, no. 3, pp.: 264-277, Sep. 1999.
- [36] H. Y. M. Liao, D. Y. Chen, C. W. Su, H. R. Tyan, "Real-time event detection and its applications to surveillance systems," in Proc. IEEE Int. Symp. Circuits & Systems, Kos, Greece, pp.: 509-512, May 2006.
- [37] J. Zheng and M. Hu, "An anomaly intrusion detection system based on vector quantization," IEICE Trans. Inf. Syst., vol. E89-D, no. 1, pp.: 201-210, Jan. 2006.
- [38] H. B. Kekre, Tanuja K. Sarode, Bhakti Raul, "Color Image Segmentation using Kekre's Fast Codebook Generation Algorithm Based on Energy Ordering Concept", ACM Int. Conference on Advances in Computing, Comm. and Control (ICAC3-2009), pp.: 357-362, 23-24 Jan 2009, Fr. CRCE, Mumbai. Available on ACM portal.
- [39] H. B. Kekre, Tanuja K. Sarode, Bhakti Raul, "Color Image Segmentation using Kekre's Algorithm for Vector Quantization", International Journal of Computer Science (IJCS), Vol. 3, No. 4, pp.: 287-292, Fall 2008. Available: <http://www.waset.org/ijcs>.
- [40] H. B. Kekre, Tanuja K. Sarode, Bhakti Raul, "Color Image Segmentation using Vector Quantization Techniques Based on Energy Ordering Concept" Int. Journal of Computing Science and Comm. Technologies (IJCSCT) Volume 1, Issue 2, pp: 164-171, January 2009.
- [41] H. B. Kekre, Tanuja K. Sarode, Bhakti Raul, "Color Image Segmentation Using Vector Quantization Techniques", Advances in Engineering Science Sect. C (3), pp.: 35-42, July-September 2008.
- [42] H. B. Kekre, Tanuja K. Sarode, "Speech Data Compression using Vector Quantization", WASET International Journal of Computer and Information Science and Engineering (IJCISE), vol. 2, No. 4, pp.: 251-254, Fall 2008. available: <http://www.waset.org/ijcise>.
- [43] H. B. Kekre, Ms. Tanuja K. Sarode, Sudeep D. Thepade, "Image Retrieval using Color-Texture Features from DCT on VQ Codevectors obtained by Kekre's Fast Codebook Generation", ICGST-International Journal on Graphics, Vision and Image Processing (GVIP), Volume 9, Issue 5, pp.: 1-8, September 2009. Available online at <http://www.icgst.com/gvip/Volume9/Issue5/P1150921752.html>.
- [44] H. B. Kekre, Kamal Shah, Tanuja Sarode, Sudeep D. Thepade, "Performance Comparison of Vector Quantization Technique - KFCG with LBG, Existing Transforms and PCA for Face Recognition", Int. Journal of Info. Retrieval (IJIR), Vol. 02, Issue 1, pp.: 64-71, 2009.
- [45] S. Nene, S.Nayar, & H. Murase. Columbia object image library (COIL-100). Technical report, CUCS-006-96, Feb 1996 <http://www1.cs.columbia.edu/CAVE/software/softlib/coil-100.php>.
- [46] H.B.Kekre, Sudeep D. Thepade, "Image Retrieval using Color-Texture Features Extracted from Walshlet Pyramid", ICGST International Journal on Graphics, Vision and Image Processing (GVIP), Volume 10, Issue 1, Feb. 2010, pp. 9-18, Available online www.icgst.com/gvip/Volume10/Issue1/P1150938876.html
- [47] H.B.Kekre, Sudeep D. Thepade, Akshay Maloo, "Image Retrieval using Fractional Coefficients of Transformed Image using DCT and Walsh Transform", Int. Journal of Engineering Science and Technology (IJEST), Volume 2, Number 4, 2010, pp.362-371. (ISSN: 0975-5462) Available online at <http://www.ijest.info/docs/IJEST10-02-04-05.pdf>.



Dr. H. B. Kekre has received B.E. (Hons.) in Telecomm. Engg. from Jabalpur University in 1958, M.Tech (Industrial Electronics) from IIT Bombay in 1960, M.S.Engg. (Electrical Engg.) from University of Ottawa in 1965 and Ph.D. (System Identification) from IIT Bombay in 1970. He has worked Over 35 years as Faculty of Electrical Engineering and then HOD Computer Science and Engg. at IIT Bombay.

For last 13 years worked as a Professor in Department of Computer Engg. at Thadomal Shahani Engineering College, Mumbai. He is currently Senior Professor working with Mukesh Patel School of Technology Management and Engineering, SVKM's NMIMS University, Vile Parle(w), Mumbai, INDIA. He ha guided 17 Ph.D.s, 150 M.E./M.Tech Projects and several B.E./B.Tech Projects. His areas of interest are Digital Signal processing, Image Processing and Computer Networks. He has more than 300 papers in National / International Conferences / Journals to his credit. Recently six students working under his guidance have received best paper awards. Currently he is guiding ten Ph.D. students.



Tanuja K. Sarode has received M.E.(Computer Engineering) degree from Mumbai University in 2004, currently Pursuing Ph.D. from Mukesh Patel School of Technology, Management and Engg., SVKM's NMIMS University, Vile-Parle (W), Mumbai, INDIA. She has more than 10 years of experience in teaching. Currently working as

Assistant Professor in Dept. of Computer Engineering at Thadomal Shahani Engineering College, Mumbai. She is member of International Association of Engineers (IAENG) and International Association of Computer Science and Information Technology (IACSIT). Her areas of interest are Image Processing, Signal Processing and Computer Graphics. She has 56 papers in National /International Conferences/journal to her credit.



Sudeep D. Thepade has Received B.E.(Computer) degree from North Maharashtra University with Distinction in 2003. M.E. in Computer Engineering from University of Mumbai in 2008 with Distinction, currently Perusing Ph.D. from SVKM's NMIMS University, Mumbai. He has more than 07 years of experience in teaching and industry. He was Lecturer in Dept. of Information Technology at Thadomal Shahani Engineering College, Bandra(w), Mumbai for nearly 04 years. Currently working as Assistant Professor in Computer Engineering at Mukesh Patel School of Technology Management and Engineering, SVKM's NMIMS University, Vile Parle(w), Mumbai, INDIA. He is member of International Association of Engineers (IAENG) and International Association of Computer Science and Information Technology (IACSIT), Singapore. His areas of interest are Image Processing and Computer Networks. He has about 65 papers in National/International Conferences/Journals to his credit with a Best Paper Award at International Conference SSPCCIN-2008 and Second Best Paper Award at ThinkQuest-2009 National Level paper presentation competition for faculty.



Vaishali Suryawanshi has received B.E (Computer Engineering) degree from North Maharashtra University in 2000. Currently she is pursuing her M.E. (Computer Engineering) from Thadomal Shahani Engineering College Mumbai. She is working as a lecturer in Thadomal Shahani Enginnering college and has 7 years of teaching experience.